

# Cycling '74 Activation Code Guide

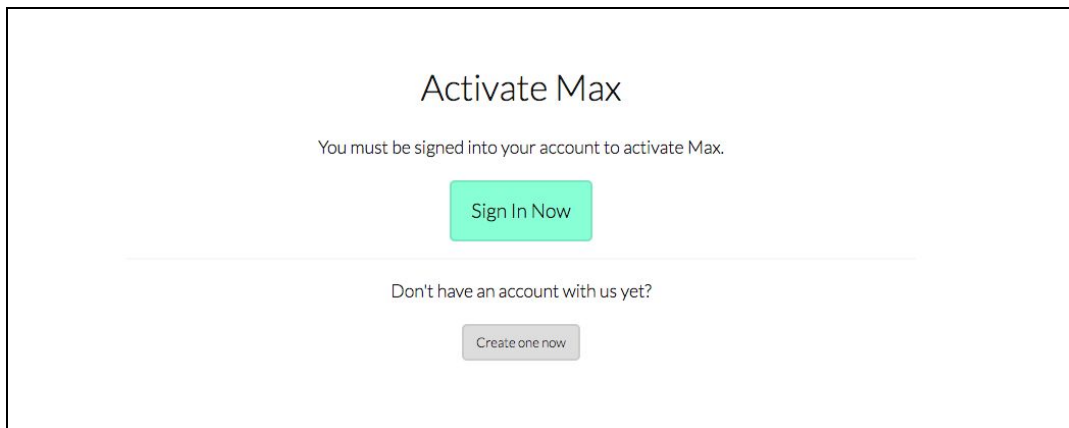
An Activation Code (AC) is a sequence of letters and numbers which may look like this:

ef37198dbaef72ea518351bdf8908ec401c0b52a

These codes are used to authorize Max 8 licenses. One code can contain one or multiple licenses.

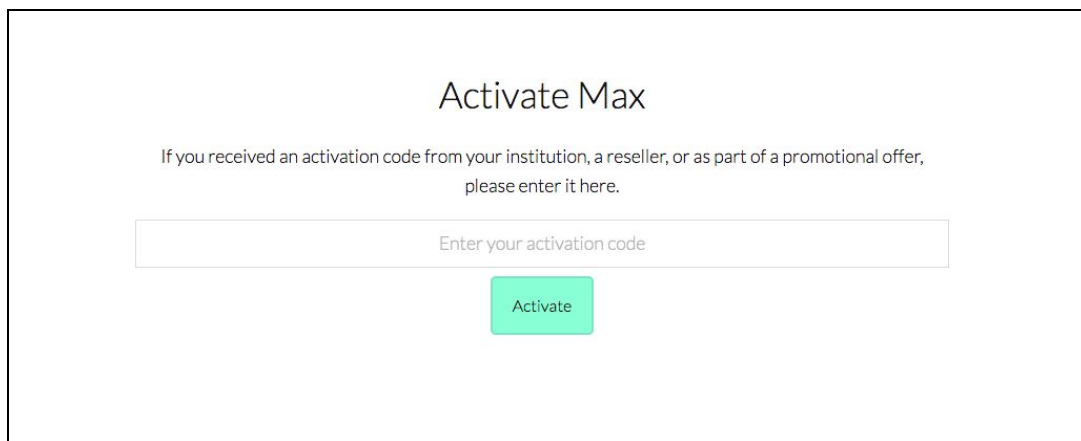
Once you have received your Activation Code, open a web browser and navigate to [cycling74.com/activate](https://cycling74.com/activate).

If you already have a Cycling '74 User Account, sign in using your credentials. If you don't have an account, click "Create one now". Please remember to verify your account after creating it. A verification email should be sent to you.



The screenshot shows a web page titled "Activate Max". Below the title, it says "You must be signed into your account to activate Max." There is a green button labeled "Sign In Now". Below this, it says "Don't have an account with us yet?" and there is a grey button labeled "Create one now".

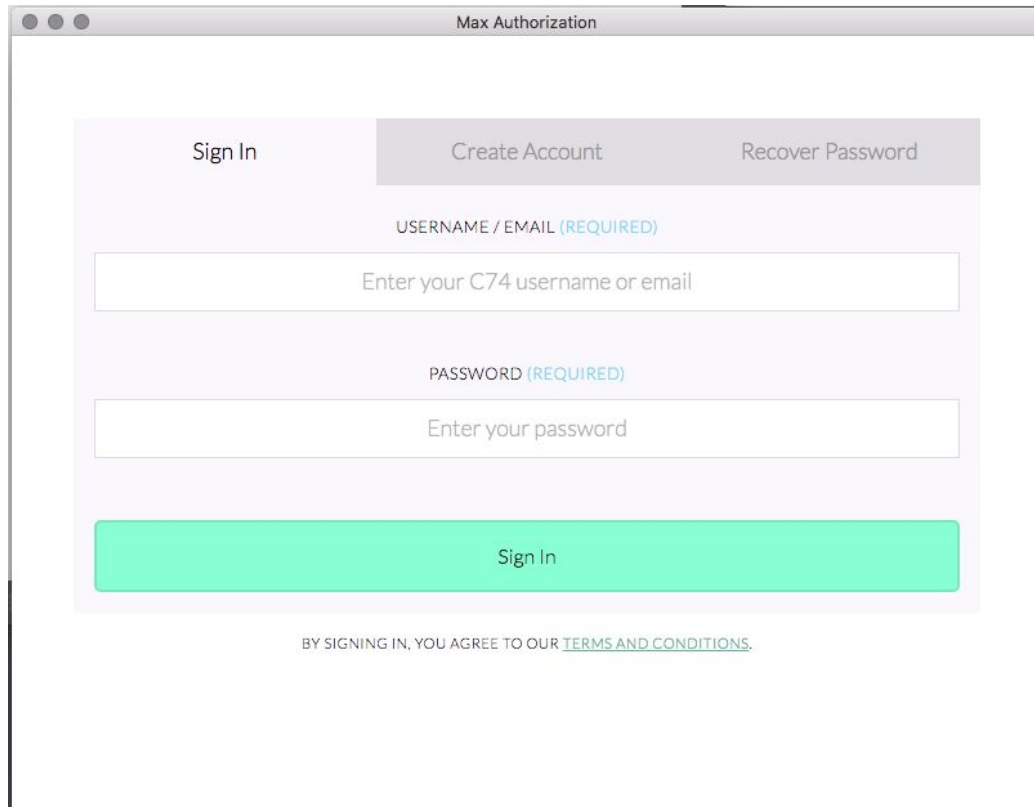
After you sign in, you will be prompted to enter your Activation Code and press "Activate".



The screenshot shows a web page titled "Activate Max". Below the title, it says "If you received an activation code from your institution, a reseller, or as part of a promotional offer, please enter it here." There is a text input field with the placeholder text "Enter your activation code". Below the input field is a green button labeled "Activate".

Your account will automatically be updated with the terms of the Activation Code.

To authorize Max 8, open the application, go to Help > User Account and Licenses, and sign in with your Cycling '74 User Account. Once signed in you should see the terms of your current license.



The image shows a screenshot of a macOS window titled "Max Authorization". The window contains a sign-in form with three tabs at the top: "Sign In" (selected), "Create Account", and "Recover Password". Below the tabs, there are two input fields. The first is labeled "USERNAME / EMAIL (REQUIRED)" and contains the placeholder text "Enter your C74 username or email". The second is labeled "PASSWORD (REQUIRED)" and contains the placeholder text "Enter your password". Below these fields is a large green button labeled "Sign In". At the bottom of the form, there is a line of text: "BY SIGNING IN, YOU AGREE TO OUR [TERMS AND CONDITIONS](#)."

Happy Patching!

p.s. If you have authorization questions, [contact Cycling '74 Support](#).